



Qlik[®] Sense Cloud and Qlik Sense Desktop

Table of Contents

Register for Qlik by Joining Qlik Sense Cloud	2-3
Download Qlik Sense Desktop	4-5
Support.....	6
Learning Resources.....	6-7
Get the Most from Your Experience.....	7
Additional Inquiries	8

Register for Qlik by Joining Qlik Sense Cloud

Register for Qlik by joining Qlik Sense Cloud. Qlik Sense Cloud gives you instant Qlik Sense access from any web browser. Qlik Sense Cloud can accommodate Mac and non 64 bit users. After joining the Cloud, download Desktop to create more technical applications.

1. To register for Qlik Sense Cloud visit [Qlik Sense Cloud](#) and follow the steps below.

Join Qlik Sense Cloud

Already have a Qlik account? [Login](#)

First Name*

Last Name*

Username*

Password*

Confirm password*

Company* **Company: list the full university name**

Job Title* **Job Title: AP Professor, AP Student, or AP Technician**

Relationship to Qlik* **Relationship to Qlik: New to Qlik**


Country*

State

Phone*

Work Email* **Work Email: Must use Email affiliated with Academic Institution.**
Ex: matt@qlikuniversity.com

Terms and Conditions* By checking this box, you agree to abide by the Qlik Account Terms and Conditions.

Verification I'm not a robot 

Please note that by submitting your personal data in this registration form, you consent to receiving electronic messages and other communications from Qlik. You may opt-out of receiving further email communications at any time. For further information please see our [Privacy Policy](#).

REGISTER

2. After registering, you will receive an email for activation. Click on "Activate my Account".

Thank you for registering with Qlik! Please click on the link below to activate your account:

[Activate my Account](#)

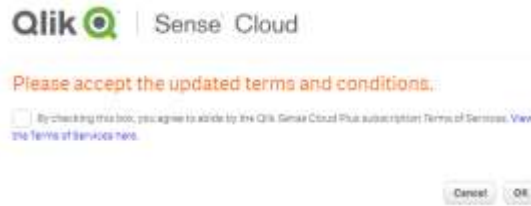
Username: hspjcal

Login URL: <https://qlikcloud.com/login>

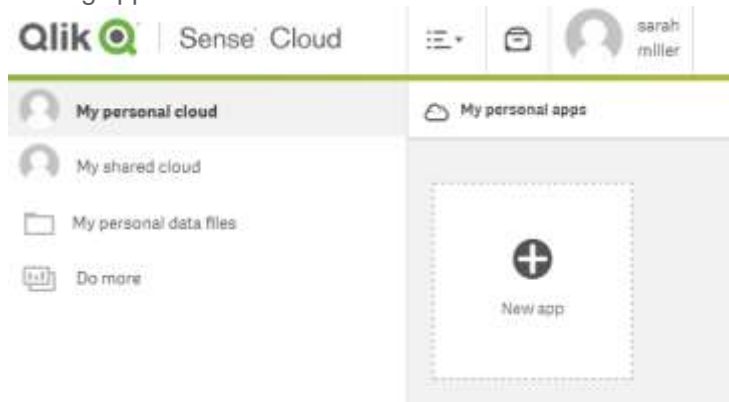
- If you would like to change your password, go to <https://qlikcloud.com/firststep/2/laststep/1> after you log in.
- To ensure delivery of further communications with Qlik, please add "qlik.com" to your safe senders list.
- Please contact us at [Qlik Support](#) if you experience any issues with your account.



3. You will be redirected to the page below. Click to accept the terms and conditions and select “Ok”.



4. Upon accepting the terms, you will be redirected to Qlik Sense Cloud where you can begin building applications.



Qlik Sense Cloud will allow you the following capabilities:

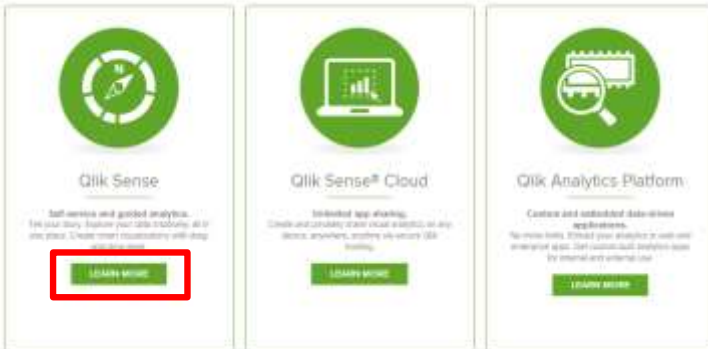
- Fully interactive apps that are easily created
- Apps can be shared with up to five others
- Automatically optimized by device
- All data is encrypted in flight and secured at rest
- No time limits, no trial period, no catches

5. Next step, download Qlik Sense Desktop. See page 4.

Download Qlik Sense Desktop

Now that you have created a Qlik account, you can download Qlik Sense Desktop which is ideal for building more technical applications. Follow the instructions below to get started.

1. After account activation, visit <http://www.qlik.com/> and select the “Learn More” button for Qlik Sense.



2. Select the “Download Now” button on the Qlik Sense Desktop box.



3. You have already created a login so select the green “Login” link to continue and enter your new login information.

Register to download Qlik Sense Desktop

Already have an account? [Login](#)

Please complete ALL FIELDS

4. You will be brought to the Download Site, select “Get Started”



5. Select the tab for Qlik Sense



6. Filter your selections based upon language, product, service release, file function, and operating system. It is recommended you always install the latest update of our software so you do not miss any new features.

Qlik Sense Desktop

- Language: As needed
- Product: Qlik Sense Desktop
- Feature Release: Pick the newest one
- Leave all others as is
- Qlik Sense is only available in Windows 64 bit

Click on the **Qlik Sense Desktop setup.exe** to begin downloading Qlik Sense.

7. Users without 64 bit or a non-windows environment should use a virtual machine or Qlik Sense Cloud.

Support

1. Qoncierge

The global Qoncierge Service team is ready to assist you with non-technical issues, including:

- Creating a Qlik account or login problems
- License-related questions
- Access to the downloads page
- General questions or information regarding Qlik

You may submit requests through the web form on the Support page:

[Support.qlik.com](https://support.qlik.com)

2. Qlik Help

Find answers and learn at your own page [Qlik Help](#)

3. Qlik Community

You can also find support by creating discussions on the “New to” forums within Qlik Community

Note: You must be logged into <http://www.qlik.com/> to access the links below.

New to Qlik Sense visit [here](#)

Qlik Sense Support visit [here](#).

Learning Resources

Training

- [Qlik Sense Desktop Training Videos on Qlik Community](#)
- [Qlik Cloud Training Videos in Qlik Community](#)

Qlik Community

A global platform for members to share Qlik knowledge, resources, and best practices. Access by using your Qlik login. Note: You must be logged into <http://www.qlik.com/> to access the links below.

[New to Qlik Sense Desktop Forum](#)

[Academic Program Forum](#), (must request to join)

Data

- [Academic Program Data Kits](#) (must request to join)

Build Applications

- [Academic Program Build Applications Kits](#) (must request to join)

Tutorials

- [Comprehensive Quick Build Tutorial](#)
- [Comprehensive Developer Tutorial](#)

Workshops

A Qlik representative can visit your class onsite or virtually to conduct a workshop to help you learn about the company, the products, and how to build applications! 1-2 months’ notice is required. Email your representative or academicprogram@qlik.com for assistance.

Demos

[Free Qlik Sense Applications](#)

Webinars

[Qlik OnDemand Webinars](#)

Qlik Blog

[Qlik Blog](#)

Technical Briefs

[Technical Briefs](#)

Get the most from your Qlik experience!

The Qlik Academic Program encourages you to become an active member by sharing your stories and Qlik content!

Press

Qlik is always looking to showcase our Universities and all the wonderful work they are doing with the program! In the past we have done press releases for Universities all around the world. This gives the University an opportunity to promote their courses and all the work they are doing with Qlik.

If you would like to share your story with Qlik, please email academicprogram@qlik.com

Curriculums and Projects

Did you create a curriculum based on Qlik? Or did you and your students create a unique Qlik project? If so, we would love to share it with other professors in the program.

If you would like to share your Qlik content, please email academicprogram@qlik.com.

Note! All professors and university information can rename anonymous if requested.

Additional Inquiries

For inquiries email academicprogram@qlik.com

qlik.com

